



PELICAN RAPIDS SCHOOLS

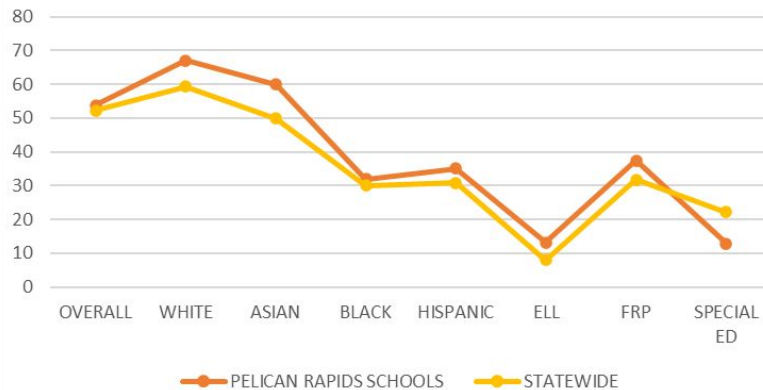
**2020-21 COMBINED WORLD'S BEST WORKFORCE SUMMARY
AND ACHIEVEMENT AND INTEGRATION PROGRESS REPORT**

COVID-19 PANDEMIC

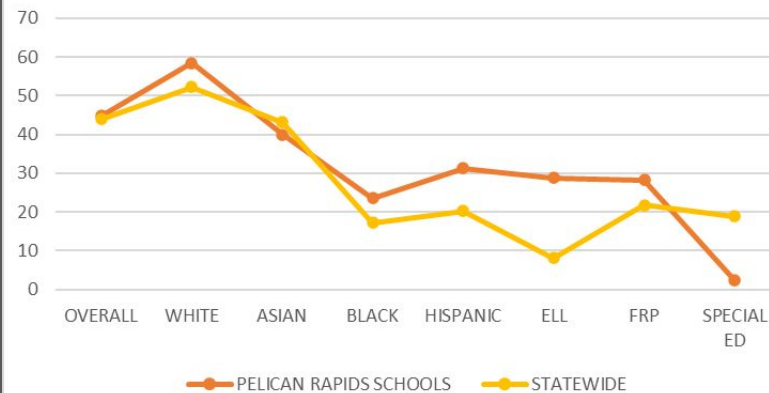
- ✓ no testing/data in 2020
- ✓ lost instructional time
- ✓ limited learning interventions
- ✓ inconsistent number of students taking assessments
- ✓ social and emotional well-being of students

ISD 548 Reading & Math proficiency scores were ABOVE Statewide for most student groups

READING MCA ALL GRADES PROFICIENCY 2021



MATH MCA ALL GRADES PROFICIENCY 2021





All Students Ready for School




Target: 75% of students are ready for kindergarten based on teacher assessment

Actual: 89.7% (37/42) exhibited mastery

Data: Combination of COR Advantage and teacher developed assessments

Strategies:

- ✓ Essential Learning Objectives (ELO) > School Readiness Standards > Aligned with MDE kindergarten entry standards
- ✓ **Work sampling** in place with whole child approach and considers development in process vs. a pass or fail assessment
- ✓ **Child created work portfolio** demonstrating individual growth
- ✓ **Classroom instruction based on where class is at** then working toward where need to be as dictated by state standards



All Students in 3rd Grade Achieving Grade Level Literacy



Target: Increase 3rd grade reading proficiency by 5%


Actual: 29% proficiency STAR Reading (42% proficiency 2019)
48% proficiency MCA Reading (50% proficiency 2019)

Data: STAR Reading & MCA Reading Spring 2021

New Target: Increase reading proficiency by _____% from Fall 2021 to Spring 2022 using STAR data

Strategies: ELOs and STAR Reading Assessment data identifies needs

- ✓ **1:1 iPad** exposes students to wider range of text and literature
- ✓ Schoolwide, students use close **reading strategies** and **accountable academic talk**
- ✓ Monthly grade level Tier II **collaboration meetings** are foundation for targeted intervention program with licensed teachers
- ✓ **Monitor success** of strategies through teacher observations, analysis of student work, and STAR data



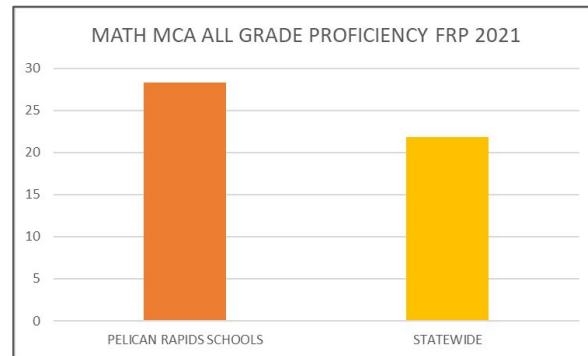
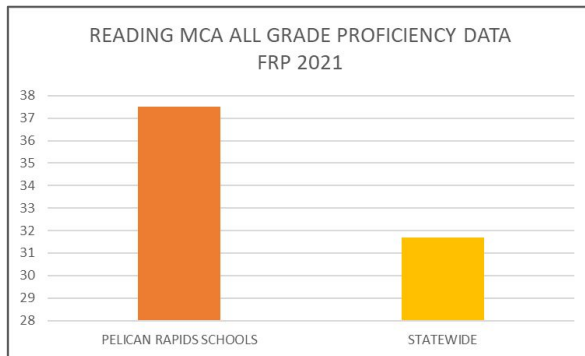
Close Achievement Gap(s) Between Student Groups



Target: Decrease the achievement gap of FRP students by 5%

Actual: 37.5% MCA Reading proficiency (46.1% in 2019)

28.3% MCA Math proficiency (44.8% in 2019)



Strategies: Use MCA, STAR, and AIMS web to identify student needs

Viking Elementary

- ✓ Pull-out instruction for ELL
- ✓ Tier II & Tier III Interventions
- ✓ Accountable Academic Talk
- ✓ Close Reading
- ✓ 1:1 iPad

Pelican Rapids High School

- ✓ Structured English Immersion Classes
- ✓ Transitional Support
- ✓ Read180 reading intervention
- ✓ Viking Student Success



All Students Career and College-Ready by Graduation



Target: Increase graduates attending postsecondary to 65%

Actual: 65%

Data: School counselor tracks

COVID-19 Pandemic: Had impact on students' decisions and start dates

Strategies:

- ✓ PRHS Counselor does student surveys/interviews to identify goals
- ✓ Opportunities provided for students to attend the following college/career events in grades 7-12:

Grade 7 - Career Exploration-Work/study skills

Grade 8 - Discuss College/Careers-dream plan

Grade 9 - Career Expo and Career Clusters

Grade 10 - Health-Tech-Trade Expo at Fargodome with follow up activities on MCIS

Grade 11 - ASVAB Program/Fergus Falls Career Expo & MCIS/PSAT/ACT

Grade 12 - College Visits/Individual meetings with School Counselor/Parent meetings, PRHS Career Fair, Classroom Exposure (projects/field trips)

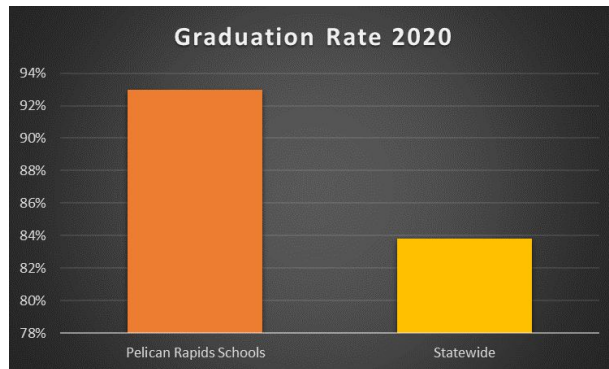


All Students Graduate



Target: PRHS Graduation rate will exceed Statewide rate each year

Actual: PRHS: 93% Statewide: 83.8%



Data: Graduation Rate MDE Report Card

Strategies:

- ✓ Credit checks
- ✓ Parent meetings
- ✓ Summer School
- ✓ ALC
- ✓ Conferences





Close Achievement Gaps

Increase Reading & Math proficiency rates by 3% each year for ELL, FRP, & SpEd students



Strategies:

✓ Core Literacy Support for students-curriculum and classroom

Target 1: MCA Reading scores will increase by 3% each year

Actual: 37.5% Reading Proficiency (46.1% in 2019)
28.3% Math Proficiency (44.8% in 2019)

Data: MCA READING & MCA MATH - ALL GRADES PROFICIENCY
Unable to report (no baseline in plan or data from 2020)

✓ Translator support to foster family engagement

Target 2: 100% of non-English speaking parents attend conferences

2021-22: *Change Target % goal*

- *Office staff in process of creating report to measure all student groups*
- *Will contact non-English speaking parents in native language*
- *Interpreter Request Form has been added to Staff Resources*

✓ Invite parents/guardians of students with Ds, Fs or incompletes to conferences

2021-22: *Letters mailed from Dean of Students - 36% of parents attended in Fall*

- *Office staff in process of creating report to measure all student groups*
- *Set Target for Spring 2022*



Annual review process:

Student and staff demographic data and staff licensure and experience to evaluate equitable access for all students.

School	Experienced Teachers	Licensed Teachers	Teachers with Advanced Degrees
VES	84.78%	94.44%	52.17%
PRHS	93.10%	100%	62.07%

Strategies:

✓ **Develop our own staff to increase diversity of teachers** encourage current Hispanic and Somali MN Reading Corps Tutors/paraprofessionals to consider education/teaching opportunities.

Target: Maintain 45% of students of color in the Teaching Assistant program.

Actual: Program not offered 2020-21 due to COVID

2021-22 Plan: *Eliminate Target-Teaching Assistant program replaced by Intro to Education*

✓ **Offer an Intro to Education course at PRHS**

Actual: Course development delayed due to COVID

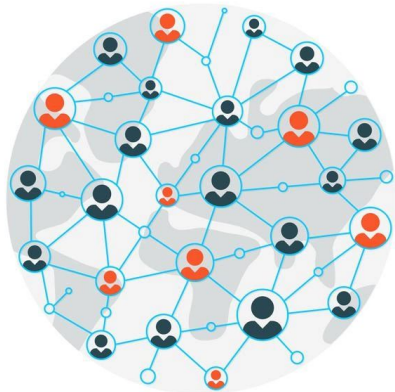
Data: School Counselor/Student Enrollment

2021-22 Plan: *Course available 2021-22 (8 students enrolled Fall 2021). Students will help in classrooms at VES*





Intercultural Cross-District Classroom Partnerships



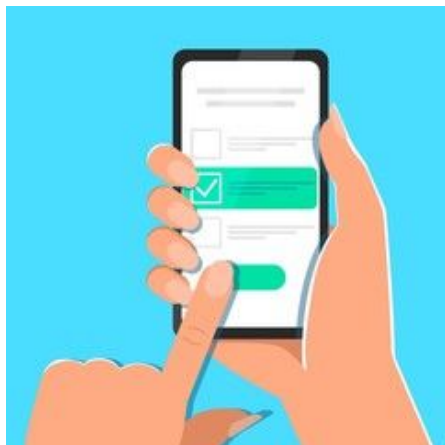
Target 1: Minimum of 2 partnerships with Pelican Rapids Schools and each collaborative school per year

Actual: 8 modified partnership activities occurred with 2 of the schools (via Zoom due to COVID)

- ✓ **Spanish Olympics** - Fergus Falls, Underwood
- ✓ **Career Pathways** - Detroit Lakes
- ✓ **Mentors** - Frazee
- ✓ **Cultural Fair** - Perham
- ✓ **Pen Pals/Environmental Science** - Hawley, Underwood
- ✓ **Cultures & Cuisines** - Hawley
- ✓ **World of Art** - Hawley
- ✓ ***We Are Pelican video series***



Intercultural Cross-District Classroom Partnerships



Target 2: Will add pre and post surveys to each event to monitor students' perceptions and attitude shifts

Actual: Unable to Report-no measurement tool in place

2021-22: Created a student survey (Google form)

<https://forms.gle/uweix7xK78EqDBKC8>

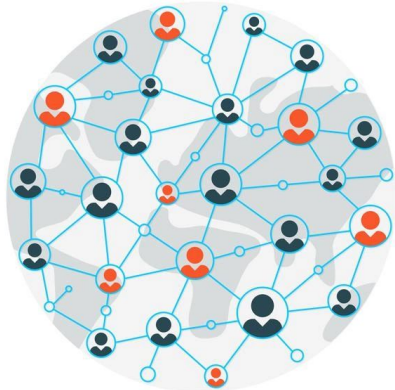
Data collection questions:

- Do you feel that this activity helped change your perception/understanding of people who are different than you? 93.3% YES
- Do you feel that your attitude has changed about people with other backgrounds? 80% YES

2021-22 Target: _____% of participating students indicate activity helped change their perception/understanding/attitude of someone different than themselves and/or with other backgrounds



Intercultural Cross-District Classroom Partnerships



Sampling of student survey responses (15) so far:

What did you discover about yourself or some of the people that you met during the activity?

- I met some cool people and I got to know them. Turned out some people there were kinda like me. That I am just like kids from other schools.
- The other people were very friendly, nice, and helpful.
- I discovered that not all people like to do stuff as teamwork and that's okay.

What surprised you about this activity or the people that you met?

- That we worked together more than I thought.
- That they were actually pretty/super nice, helpful. Actual real people.
- I was surprised that we were as comfortable with the kids from other schools as we were. Everyone got along very well. I liked the people in my group.

Do you feel that this activity had educational value? 100% YES